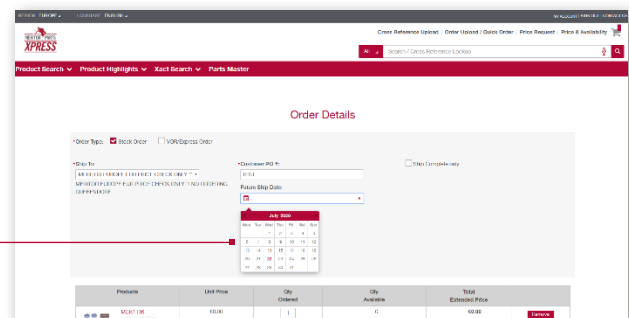
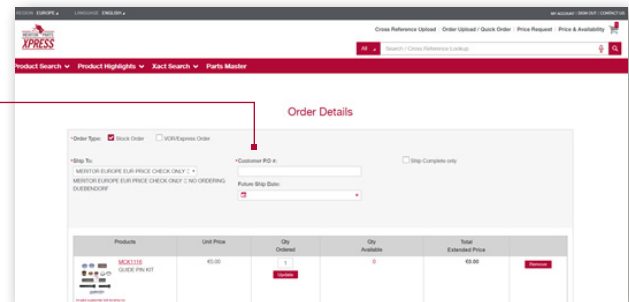
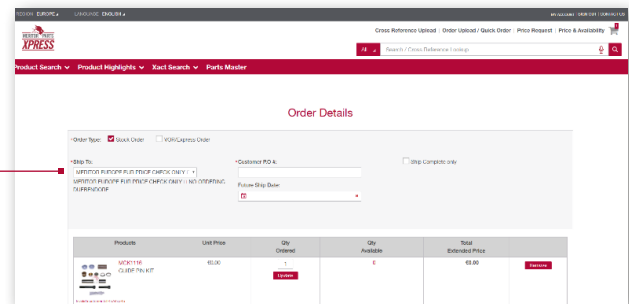
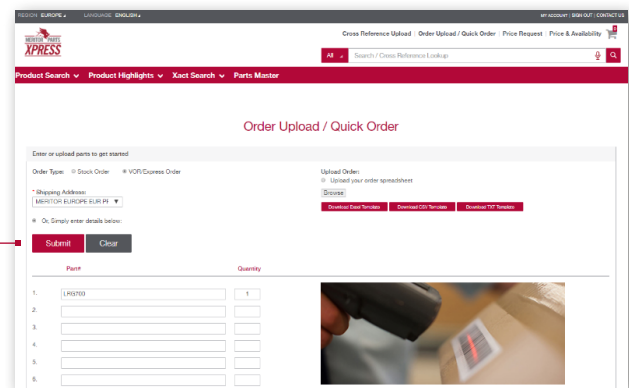


Meritor Parts Xpress

HOW TO PLACE AN ORDER

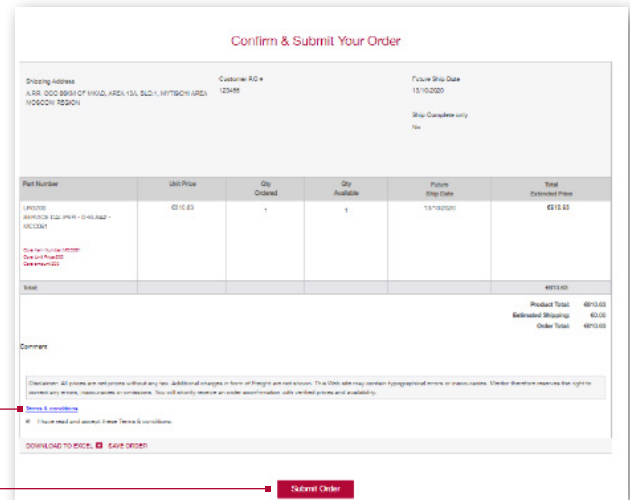
How To:

1. **Sign into MPX.**
2. Add part number and quantity in the provided fields, click on **Submit**.
3. In the header, select the **Ship To** address from drop down menu. If you have a new ship to location for **Stock Order** - please ask your Customer Service Rep to add it for you in our system first.
4. Add your **purchase order number** in the provided field.
5. Select your required **Shipping Date** and has to be in accordance with your weekly shipping schedule.



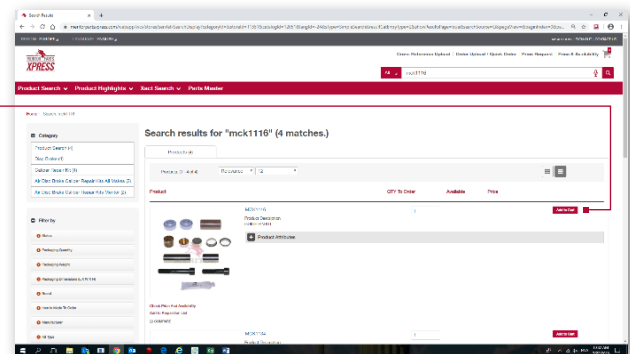
How To:

6. **Continue** and **submit** your order after **accepting the terms and conditions**.



Option 2

You can also place an order/add items to your cart from Item view, It will be added to your cart, proceed to submitting your order as normal.



Meritor México S. de R.L. de C.V.
Boulevard NEXXUS ADN #2505,
Parque Industrial NEXXUS ADN,
C.P. 65550 Ciénega de Flores,
Nuevo León

Contact us at
+52 (81) 81 50 75 78 or
servicioclientes@meritor.com

©2023 Meritor, Inc.
Published 09-23